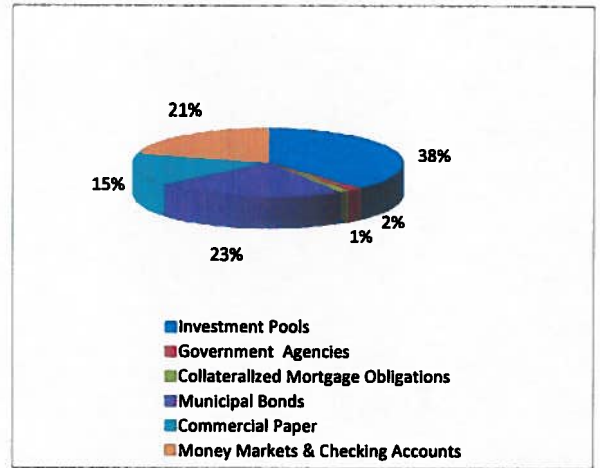


# Portfolio Diversification

Quarter Ending August 31, 2013

## By Type

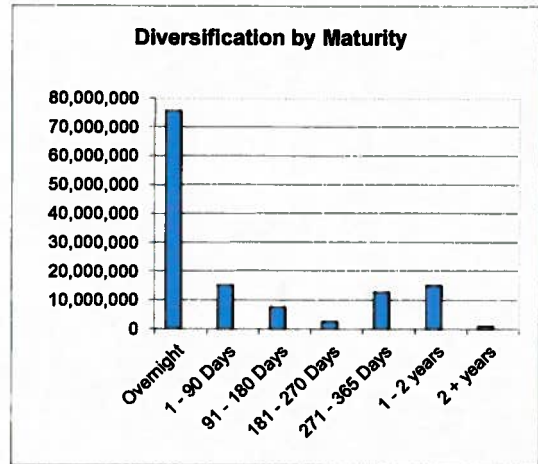
	Current Market Value	Percent Portfolio
Investment Pools	48,536,541	38%
Government Agencies	2,501,853	2%
Collateralized Mortgage Obligations	899,414	1%
Municipal Bonds	30,181,586	23%
Commercial Paper	19,991,871	15%
Money Markets & Checking Accounts	26,971,022	21%
<b>Total Portfolio</b>	<b>129,062,087</b>	



Safety of principal is the first priority of any public investing portfolio. One way to maintain safety is to invest in high credit quality investments and to maintain diversity. Clear Creek ISD is invested in pools with a AAA rating, commercial paper, and government securities. The investment policy states that the district may invest up to 100% in Investment Pools, Government Securities, and Commercial Paper. As shown by the graph, the school district currently complies with these requirements by having 38% of its portfolio in Investment Pools, 2% in Government Agencies, 1% in Collateralized Mortgage Obligations, 23% in Municipal Bonds, 15% in Commercial Paper, and 21% in Bank Money Markets and Checking Accounts.

## By Maturity

	Current Market Value	Percent Portfolio
Overnight	75,507,563	59%
1 - 90 Days	14,994,094	11%
91 - 180 Days	7,417,874	6%
181 - 270 Days	2,489,776	2%
271 - 365 Days	12,885,385	10%
1 - 2 years	15,067,979	11%
2 + years	899,414	1%
<b>Total Portfolio</b>	<b>129,062,087</b>	



Ensuring adequate liquidity is available to cover all expenditures is the second priority of any public investing program. We anticipate that interest rates will remain very low. The district will resume investing to meet cash flow demands.


**Clear Creek Independent School District  
Investment Portfolio  
Fourth Quarter Report June 1, 2013 to August 31, 2013**


Security Symbol	% Yield	Maturity Date Or Final Pmt Date	Beginning Market Value	Accrued Interest/Amort/Accret	Additions and Withdrawals	Market Value Changes	Ending Market Value
<b>General Fund</b>							
CUSIP # 90262CX85	0.311%	10/08/2013	4,998,312.50	3,956.29		929.17	4,999,241.67
CUSIP # 90262CY19	0.306%	11/01/2013	9,963,194.44	7,755.00		31,657.06	9,994,851.50
CUSIP # 150339ET2	0.250%	02/01/2014	1,289,587.45	808.35		(1,631.95)	1,287,955.50
CUSIP # 22532CBM5	0.380%	02/21/2014	4,986,001.75	4,882.25		11,776.03	4,997,777.78
CUSIP # 889035BK6	0.300%	04/01/2014	510,400.00	385.97		(3,085.00)	507,315.00
CUSIP # 13063A5B6	0.550%	04/01/2014	1,483,968.20	2,059.97		(16,545.10)	1,467,423.10
CUSIP # 018195KP1	0.360%	05/01/2014	520,630.00	470.96		(5,590.00)	515,040.00
CUSIP # 72178RAN5	0.350%	06/01/2014	518,355.00	453.95		(4,600.00)	513,755.00
CUSIP # 419794XV9	0.330%	07/01/2014	5,849,067.00	4,860.83		(62,384.25)	5,786,682.75
CUSIP # 20774U4C6	0.350%	07/01/2014	728,039.40	644.07		(5,421.45)	722,617.95
CUSIP # 313381XZ3	0.250%	Called 8/12/2013	5,000,500.00	2,465.28	(5,000,000.00)	-	-
CUSIP # 738278UL2	0.280%	08/15/2014	2,773,121.60	1,948.68		(10,064.00)	2,763,057.60
CUSIP # 280785PK6	0.230%	08/15/2014	-	261.87	1,040,030.00	(7,370.00)	1,032,660.00
CUSIP # 645791TJ3	0.300%	09/01/2014	873,721.55	656.37		(5,357.30)	868,364.25
CUSIP # 414004D40	0.225%	10/01/2014	1,168,772.00	664.39		(12,617.00)	1,156,155.00
CUSIP # 280785RV0	0.325%	02/15/2015	-	265.18	1,819,366.46	(8,990.71)	1,810,375.75
Lone Star Pool	0.140%	Liquid	32,686,227.07	6,674.47	(25,524,220.56)		7,168,680.98
Cutwater Investment Pool	0.100%	Liquid	32,665,415.10	6,239.51	(25,000,000.00)		7,671,654.61
TEXPOOL	0.046%	Liquid	1,571.33	-			1,571.33
Texas Term Daily	0.500%	Liquid	163.08	0.03			163.11
Wells Fargo Money Mkt	0.130%	Liquid	1,236.86	0.42			1,237.28
Wells Checking	0.140%	Liquid	14,997,530.52	6,379.93	11,632,252.21		26,636,162.66
			121,015,814.85	51,833.77	(41,032,571.89)	(99,294.50)	79,902,742.82
<b>Construction Funds</b>							
Wells Checking	0.140%	Liquid	244,135.35	113.94	(38,038.06)		206,211.23
Subtotal			244,135.35	113.94	(38,038.06)	-	206,211.23
<b>2007 Bond</b>							
Lone Star Pool	0.140%	Liquid	4,226,689.03	1,480.00	(1,020,725.00)		3,207,444.03
Cutwater Investment Pool	0.100%	Liquid	186,779.03	62.26			186,841.29
TEXPOOL	0.046%	Liquid	72,684.08	7.38	(16,491.00)		56,200.46
Texas Term Daily	0.500%	Liquid	62,094.51	8.08			62,102.59
Subtotal 2007 Bond			4,548,246.65	1,557.72	(1,037,216.00)	-	3,512,588.37
<b>Capital Replacement</b>							
CUSIP # 56688OUT5	0.621%	07/01/2013	1,098,153.60	577.80	(1,095,000.00)	-	-
CUSIP # 414004WW9	0.330%	08/15/2014	1,373,437.00	1,144.88		(14,976.00)	1,358,461.00
CUSIP # 31315PXE4	0.300%	11/03/2014	2,500,572.50	1,875.00		1,080.00	2,501,652.50
CUSIP # 5217684F5	0.400%	02/15/2015	261,170.00	262.35		(2,155.00)	259,015.00
CUSIP # 613681P58	0.260%	03/01/2015	1,947,577.25	1,283.67		(20,019.85)	1,927,557.40
CUSIP # 116079FE9	0.300%	08/15/2015	642,850.00	484.64		(617.50)	642,232.50
CUSIP # 528828M78	0.340%	08/15/2015	539,055.00	462.48		(5,335.00)	533,720.00
CUSIP # 833714Q84	0.530%	08/15/2015	1,692,096.30	2,238.40		(1,573.20)	1,690,523.10
CUSIP # 3133XDZ20	1.464%	11/27/2015	403,183.10	1,082.84	(45,768.80)	(3,786.82)	353,627.48
CUSIP # 38374KRD7	0.831%	01/20/2016	602,027.05	427.22	(52,349.62)	(3,891.07)	545,786.36
Lone Star Pool	0.140%	Liquid	9,216,421.28	3,370.15	(482,554.00)		8,737,237.43
Cutwater Investment Pool	0.100%	Liquid	10,647,607.17	3,090.98	(3,473,221.86)		7,177,476.29
TEXPOOL	0.046%	Liquid	6,900.53	0.92			6,901.45
Texas Term Daily	0.500%	Liquid	17,843.69	2.31			17,846.00
Subtotal Capital Replacement			30,948,894.47	16,303.64	(5,148,894.28)	(51,274.44)	25,752,036.51
<b>Victory Lakes TIRZ</b>							
Lone Star Pool	0.140%	Liquid	2,453,606.98	899.29			2,454,506.27
TEXPOOL	0.046%	Liquid	9,902.86	1.22			9,904.08
Subtotal Victory Lakes TIRZ			2,463,509.84	900.51	-	-	2,464,410.35
<b>Construction Funds Total</b>			<b>38,204,786.31</b>	<b>18,875.81</b>	<b>(6,224,148.34)</b>	<b>(51,274.44)</b>	<b>31,935,246.46</b>

**Clear Creek Independent School District  
Investment Portfolio  
Fourth Quarter Report June 1, 2013 to August 31, 2013**

Security Symbol	% Yield	Maturity Date Or Final Pmt Date	Beginning Market Value	Accrued Interest/Amort/Accret	Additions and Withdrawals	Market Value Changes	Ending Market Value
<b>Debt Service Funds</b>							
CUSIP # 733488A83	1.100%	02/15/2014	1,138,782.40	3,136.74		(6,641.60)	1,132,140.80
CUSIP # 799017BV9	0.350%	09/01/2014	497,410.00	435.94		865.00	498,275.00
CUSIP # 511648JZ1	0.300%	11/15/2014	1,064,430.00	802.80		(10,750.00)	1,053,680.00
CUSIP # 280785RV0	0.325%	Sold 8/15/2013	1,821,380.75	1,144.26	(1,819,366.46)	-	-
CUSIP # 234685KJ3	0.250%	02/15/2015	1,665,114.60	1,049.77		(13,477.40)	1,651,637.20
CUSIP # 5643853J9	0.350%	02/15/2015	479,227.50	422.42		(4,437.00)	474,790.50
Lone Star Pool	0.140%	Liquid	6,426,876.19	1,907.01	(5,901,030.00)		527,753.20
Cutwater Investment Pool	0.100%	Liquid	5,318,602.56	1,602.53	(5,319,359.00)		846.09
TEXPOOL	0.046%	Liquid	371.75	-			371.75
Wells Checking	0.140%	Liquid	786.60	51.82	10,098.72		10,937.14
<b>Totals</b>			<b>18,412,982.35</b>	<b>10,553.29</b>	<b>(13,029,656.74)</b>	<b>(34,441.00)</b>	<b>5,350,431.68</b>
<b>District Cafeteria Funds</b>							
Lone Star Pool	0.140%	Liquid	3,214,225.47	1,238.89	(771,710.00)		2,443,754.36
Cutwater Investment Pool	0.100%	Liquid	3,520,492.87	1,005.50	(1,387,090.00)		2,134,408.37
TEXPOOL	0.046%	Liquid	386.85	-			386.85
Wells Checking	0.130%	Liquid	106,177.80	5.38	(22,750.88)		83,432.30
<b>Totals</b>			<b>6,841,282.99</b>	<b>2,249.77</b>	<b>(2,181,550.88)</b>	<b>-</b>	<b>4,661,981.88</b>
<b>Activity Funds</b>							
CUSIP # 707546PF8	0.420%	06/01/2014	510,765.00	538.50		(2,615.00)	508,150.00
Lone Star Pool	0.140%	Liquid	2,126,767.12	712.42	(345,319.00)		1,782,160.54
Cutwater Investment Pool	0.100%	Liquid	2,110,502.13	665.69	(336,751.00)		1,774,416.82
TEXPOOL	0.046%	Liquid	614.53	-			614.53
Wells Checking	0.130%	Liquid	79,257.83	19.20	(46,234.58)		33,042.45
<b>Totals</b>			<b>4,827,906.61</b>	<b>1,935.81</b>	<b>(728,304.58)</b>	<b>(2,615.00)</b>	<b>4,098,384.34</b>
<b>Health Insurance Fund</b>							
Lone Star Pool	0.140%	Liquid	208,061.06	76.26			208,137.32
TEXPOOL	0.046%	Liquid	100,358.35	13.00			100,371.35
<b>Totals</b>			<b>308,419.41</b>	<b>89.26</b>	<b>-</b>	<b>-</b>	<b>308,508.67</b>
<b>Workers' Compensation Fund</b>							
Lone Star Pool	0.140%	Liquid	288,013.25	75.65	(167,631.71)		120,457.19
TEXPOOL	0.046%	Liquid	256.08	-			256.08
<b>Totals</b>			<b>288,269.33</b>	<b>75.65</b>	<b>(167,631.71)</b>	<b>-</b>	<b>120,713.27</b>
<b>Property Insurance Fund</b>							
Cutwater Investment Pool	0.100%	Liquid	2,677,961.82	892.67			2,678,854.49
TEXPOOL	0.046%	Liquid	5,222.20	0.87			5,223.07
<b>Totals</b>			<b>2,683,184.02</b>	<b>893.54</b>	<b>-</b>	<b>-</b>	<b>2,684,077.56</b>
<b>Grand Totals</b>			<b>192,582,645.87</b>	<b>86,506.90</b>	<b>(63,363,864.14)</b>	<b>(187,624.94)</b>	<b>129,062,086.68</b>

This report is prepared according to the District Investment Policy and complies with the requirements. In accordance with Government Code 2256.005(b), investment ratings were reviewed to determine that the ratings remained satisfactory.

  
Jeffrey Kohlenberg, CPA, RTSBA  
Director of Finance

  
Paul McLarty, RSBA, RTSBA  
Chief Financial Officer

  
Nancy Burge, CPA, RTSBA  
2nd Investment Officer

Prepared by: Nancy Burge, CPA, 10/16/2013

**Benchmarks:**

3 Mo. Treasury Bill	0.020%
6 Mo. Treasury Bill	0.051%
Federal Funds Rate	0.080%
Jumbo CD Rate	0.230%

**Clear Creek Independent School District**  
**Statement of Book Value and Market Value**  
**Fourth Quarter Report June 1, 2013 to August 31, 2013**

	Beginning Value		Ending Value	
	Book	Market	Book	Market
<b>General Fund</b>				
CUSIP # 90262CX85	4,994,451	4,998,313	4,998,407	4,999,242
CUSIP # 90262CY19	9,987,096	9,963,194	9,994,851	9,994,851
CUSIP # 150339ET2	1,291,414	1,289,587	1,289,009	1,287,955
CUSIP # 22532CBM5	4,986,055	4,986,002	4,990,937	4,997,778
CUSIP # 889035BK6	513,349	510,400	509,985	507,315
CUSIP # 13063A5B6	1,485,788	1,483,968	1,469,079	1,467,423
CUSIP # 018195KP1	521,210	520,630	515,431	515,040
CUSIP # 72178RAN5	522,144	518,355	513,653	513,755
CUSIP # 419794XV9	5,966,197	5,849,067	5,791,419	5,786,683
CUSIP # 20774U4C6	735,535	728,039	726,388	722,618
CUSIP # 313381XZ3	5,000,000	5,000,500	-	-
CUSIP # 738278UL2	2,776,259	2,773,122	2,764,608	2,763,058
CUSIP # 280785PK6	-	-	1,035,959	1,032,660
CUSIP # 645791TJ3	873,441	873,722	867,760	868,364
CUSIP # 414004D40	1,177,365	1,168,772	1,164,279	1,156,155
CUSIP # 280785RV0	-	-	1,818,054	1,810,376
Pool - Lone Star	32,686,227	32,686,227	7,168,681	7,168,681
Pool - Cutwater	32,665,415	32,665,415	7,671,655	7,671,655
Pool - TEXPOOL	1,571	1,571	1,571	1,571
Texas Term Daily	163	163	163	163
Money Market - Wells Fargo	1,237	1,237	1,237	1,237
Wells Checking	14,997,531	14,997,531	26,636,163	26,636,163
<b>General Fund Total</b>	<b>121,182,448</b>	<b>121,015,815</b>	<b>79,929,289</b>	<b>79,902,743</b>
<b>Construction Fund</b>				
CUSIP # 56688OUT5 - Capital Replacement	1,098,072	1,098,154	-	-
CUSIP # 414004WV9 - Capital Replacement	1,372,970	1,373,437	1,357,865	1,358,461
CUSIP # 31315PXE4 - Capital Replacement	2,500,000	2,500,572	2,500,000	2,501,653
CUSIP # 5217684F5 - Capital Replacement	261,556	261,170	259,423	259,015
CUSIP # 613681P58 - Capital Replacement	1,971,249	1,947,577	1,954,182	1,927,558
CUSIP # 116079FE9 - Capital Replacement	645,712	642,850	646,196	642,233
CUSIP # 528828M78 - Capital Replacement	545,285	539,055	535,637	533,720
CUSIP # 833714Q84 - Capital Replacement	1,690,150	1,692,096	1,692,388	1,690,523
CUSIP # 3133XDZ20 - Capital Replacement	405,136	403,183	355,564	353,628
CUSIP # 38374KRD7 - Capital Replacement	604,511	602,027	545,713	545,786
Pool - Lone Star 2007 Bond	4,226,689	4,226,689	3,207,444	3,207,444
Pool - Lone Star Capital Replacement	9,216,421	9,216,421	8,737,237	8,737,237
Pool - Lone Star Victory Lakes TIRZ	2,453,607	2,453,607	2,454,506	2,454,506
Pool - Cutwater 2007 Bond	186,779	186,779	186,841	186,841
Pool - Cutwater Capital Replacement	10,647,607	10,647,607	7,177,476	7,177,476
Pool - TEXPOOL 2007 Bond	72,684	72,684	56,200	56,200
Pool - TEXPOOL Capital Replacement	6,901	6,901	6,901	6,901
Pool - TEXPOOL Victory Lakes TIRZ	9,903	9,903	9,904	9,904
Pool - Texas Term Daily 2007 Bond	62,095	62,095	62,103	62,103
Pool - Texas Term Daily Capital Replacement Fund	17,844	17,844	17,846	17,846
Wells Checking	244,135	244,135	206,211	206,211
<b>Construction Fund Total</b>	<b>38,239,306</b>	<b>38,204,786</b>	<b>31,969,637</b>	<b>31,935,246</b>

**Clear Creek Independent School District**  
**Statement of Book Value and Market Value**  
**Fourth Quarter Report June 1, 2013 to August 31, 2013**

	Beginning Value		Ending Value	
	Book	Market	Book	Market
<b>Debt Service Fund</b>				
CUSIP # 733488A83	1,134,897	1,138,782	1,129,634	1,132,141
CUSIP # 799017BV9	497,816	497,410	498,252	498,275
CUSIP # 511648JZ1	1,068,208	1,064,430	1,056,511	1,053,680
CUSIP # 280785RVO	1,825,519	1,821,381	-	-
CUSIP # 234685KJ3	1,682,229	1,665,115	1,654,554	1,651,637
CUSIP # 5643853J9	483,808	479,227	474,640	474,791
Pool - Lone Star	6,426,876	6,426,876	527,753	527,753
Pool - Cutwater	5,318,603	5,318,603	846	846
Pool - TEXPOOL	372	372	372	372
Wells Checking	787	787	10,937	10,937
<b>Debt Service Fund Total</b>	<b>18,439,115</b>	<b>18,412,983</b>	<b>5,353,499</b>	<b>5,350,432</b>
<b>District Cafeteria Fund</b>				
Pool - Lone Star	3,214,225	3,214,225	2,443,754	2,443,754
Pool - Cutwater	3,520,493	3,520,493	2,134,409	2,134,409
Pool - TEXPOOL	387	387	387	387
Wells Checking	106,178	106,178	83,432	83,432
<b>District Cafeteria Fund Total</b>	<b>6,841,283</b>	<b>6,841,283</b>	<b>4,661,982</b>	<b>4,661,982</b>
<b>Activity Fund</b>				
CUSIP # 707546PF8	515,067	510,765	509,647	508,150
Pool - Lone Star	2,126,767	2,126,767	1,782,161	1,782,161
Pool - Cutwater	2,110,502	2,110,502	1,774,417	1,774,417
Pool - TEXPOOL	615	615	615	615
Wells Checking	79,258	79,258	33,042	33,042
<b>Activity Fund Total</b>	<b>4,832,209</b>	<b>4,827,907</b>	<b>4,099,882</b>	<b>4,098,385</b>
<b>Health Insurance Fund</b>				
Pool - Lone Star	208,061	208,061	208,137	208,137
Pool - TEXPOOL	100,358	100,358	100,372	100,372
<b>Health Insurance Fund Total</b>	<b>308,419</b>	<b>308,419</b>	<b>308,509</b>	<b>308,509</b>
<b>Workers' Compensation Fund</b>				
Pool - Lone Star	288,013	288,013	120,457	120,457
Pool - TEXPOOL	256	256	256	256
<b>Workers' Compensation Fund Total</b>	<b>288,269</b>	<b>288,269</b>	<b>120,713</b>	<b>120,713</b>
<b>Property Insurance Fund</b>				
Pool - Cutwater	2,677,962	2,677,962	2,678,854	2,678,854
Pool - TEXPOOL	5,222	5,222	5,223	5,223
<b>Property Insurance Fund Total</b>	<b>2,683,184</b>	<b>2,683,184</b>	<b>2,684,077</b>	<b>2,684,077</b>
<b>Grand Total</b>	<b>192,814,233</b>	<b>192,582,646</b>	<b>129,127,588</b>	<b>129,062,087</b>