

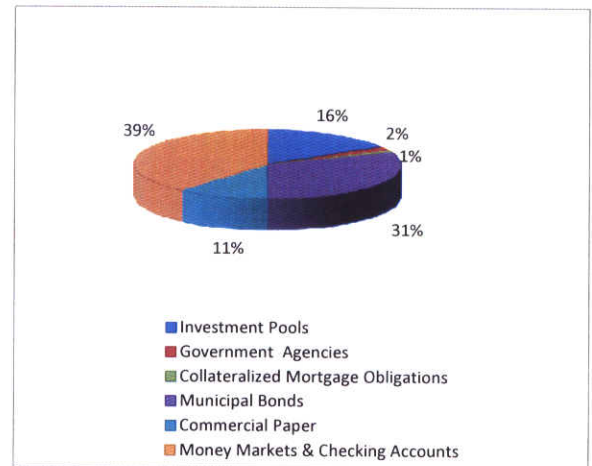
Portfolio Diversification

Quarter Ending November 30, 2013

By Type

	Current Market Value	Percent Portfolio
Investment Pools	23,783,847	16%
Government Agencies	2,502,755	2%
Collateralized Mortgage Obligations	811,414	1%
Municipal Bonds	44,390,968	31%
Commercial Paper	15,969,355	11%
Money Markets & Checking Accounts	57,339,935	39%
Total Portfolio	144,798,274	

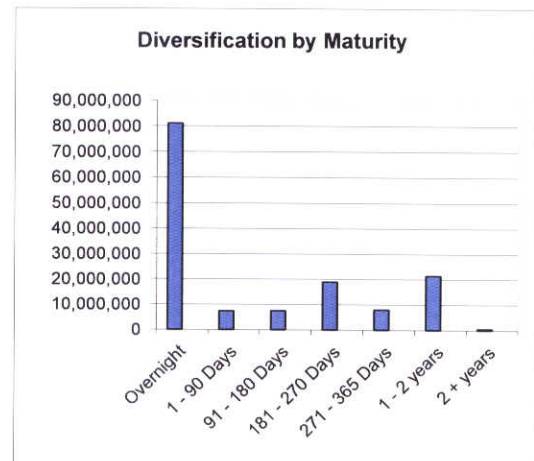
Safety of principal is the first priority of any public investing portfolio. One way to maintain safety is to invest in high credit quality investments and to maintain diversity. Clear Creek ISD is invested in pools with a AAA rating, commercial paper, and government securities. The investment policy states that the district may invest up to 100% in Investment Pools, Government Securities, and Commercial Paper. As shown by the graph, the school district currently complies with these requirements by having 16% of its portfolio in Investment Pools, 2% in Government Agencies, 1% in Collateralized Mortgage Obligations, 31% in Municipal Bonds, 11% in Commercial Paper, and 39% in Bank Money Markets and Checking Accounts.



By Maturity

	Current Market Value	Percent Portfolio
Overnight	81,123,782	56%
1 - 90 Days	7,408,037	5%
91 - 180 Days	7,460,695	5%
181 - 270 Days	18,861,605	13%
271 - 365 Days	8,027,344	6%
1 - 2 years	21,428,763	15%
2 + years	488,048	0%
Total Portfolio	144,798,274	

Ensuring adequate liquidity is available to cover all expenditures is the second priority of any public investing program. We anticipate that interest rates will remain very low. The district will resume investing to meet cash flow demands.



Clear Creek Independent School District
Investment Portfolio
First Quarter Report September 1, 2013 to November 30, 2013

Security Symbol	% Yield	Maturity Date Or Final Pmt Date	Beginning Market Value	Accrued Interest/Amort/Accret	Additions and Withdrawals	Market Value Changes	Ending Market Value
General Fund							
CUSIP # 90262CX85	0.311%	10/08/2013	4,999,241.67	1,592.87	(5,000,000.00)	-	-
CUSIP # 90262CY19	0.306%	11/01/2013	9,994,851.50	5,148.51	(10,000,000.00)	-	-
CUSIP # 3134G3W71	0.130%	CALLED - 11/26/2014	-	668.63	-	-	-
CUSIP # 150339ET2	0.250%	02/01/2014	1,287,955.50	806.52	-	(1,786.15)	1,286,169.35
CUSIP # 22532CBM5	0.380%	02/21/2014	4,997,777.78	4,763.07	-	(1,319.44)	4,996,458.34
CUSIP # 4497W1CE4	0.250%	03/14/2014	-	2,498.22	4,993,923.61	640.28	4,994,563.89
CUSIP # 889035BK6	0.300%	04/01/2014	507,315.00	382.38	-	(3,140.00)	504,175.00
CUSIP # 13063A5B6	0.550%	04/01/2014	1,467,423.10	2,027.17	-	(15,172.30)	1,452,250.80
CUSIP # 018195KP1	0.360%	05/01/2014	515,040.00	467.53	-	(5,335.00)	509,705.00
CUSIP # 72178RAN5	0.350%	06/01/2014	513,755.00	454.36	-	(4,425.00)	509,330.00
CUSIP # 419794XV9	0.330%	07/01/2014	5,786,682.75	4,826.43	-	(59,987.00)	5,726,695.75
CUSIP # 20774U4C6	0.350%	07/01/2014	722,617.95	640.51	-	(5,238.15)	717,379.80
CUSIP # 25153KGR2	0.301%	07/25/2014	-	1,531.27	5,986,650.00	(8,316.67)	5,978,333.33
CUSIP # 738278UL2	0.280%	08/15/2014	2,763,057.60	1,937.35	-	(10,308.80)	2,752,748.80
CUSIP # 280785PK6	0.230%	08/15/2014	1,032,660.00	597.79	-	(8,080.00)	1,024,580.00
CUSIP # 645791TJ3	0.300%	09/01/2014	868,364.25	651.63	-	(5,458.70)	862,905.55
CUSIP # 414004D40	0.225%	10/01/2014	1,156,155.00	654.44	-	(12,661.00)	1,143,494.00
CUSIP # 546282EM2	0.500%	11/01/2014	-	11.33	406,796.00	(3,272.00)	403,524.00
CUSIP # 20775NCF5	0.370%	11/15/2014	-	1,100.11	1,582,791.20	(9,925.60)	1,572,865.60
CUSIP # 646080ND9	0.530%	12/01/2014	-	1,593.55	1,318,112.50	(14,837.50)	1,303,275.00
CUSIP # 387883QJ3	0.300%	01/01/2015	-	21.70	514,775.00	(1,230.00)	513,545.00
CUSIP # 232760MY1	0.250%	02/15/2015	-	612.25	1,071,490.00	(11,140.00)	1,060,350.00
CUSIP # 280785RV0	0.325%	02/15/2015	1,810,375.75	1,492.31	-	(301.75)	1,810,074.00
CUSIP # 349515DS2	0.260%	02/15/2015	-	752.92	1,281,156.00	(12,468.00)	1,268,688.00
CUSIP # 366155XD6	0.250%	02/15/2015	-	620.16	1,083,928.65	(10,698.10)	1,073,230.55
CUSIP # 5643853D2	0.250%	02/15/2015	-	611.00	1,067,910.00	(10,540.00)	1,057,370.00
CUSIP # 727199QZ7	0.260%	02/15/2015	-	1,254.86	2,135,260.00	(20,520.00)	2,114,740.00
CUSIP # 54810C5M8	0.301%	05/15/2015	-	80.38	1,069,370.00	(1,850.00)	1,067,520.00
Lone Star Pool	0.140%	Liquid	7,168,680.98	409.01	(7,021,832.23)	-	147,257.76
Texas Class Investment Pool	0.100%	Liquid	7,671,654.61	301.68	(7,500,000.00)	-	171,956.29
TEXPOOL	0.040%	Liquid	1,571.33	-	-	-	1,571.33
Texas Term Daily	0.040%	Liquid	163.11	0.03	-	-	163.14
Wells Fargo Money Mkt	0.140%	Liquid	1,237.28	0.42	-	-	1,237.70
Wells Checking	0.140%	Liquid	26,636,162.66	12,883.41	25,623,429.64	-	52,272,475.71
			79,902,742.82	51,393.80	18,613,760.37	(237,370.88)	98,298,633.69
Construction Funds							
Wells Checking	0.140%	Liquid	206,211.23	102.00	(60,713.65)	-	145,599.58
Subtotal			206,211.23	102.00	(60,713.65)	-	145,599.58
2007 Bond							
Lone Star Pool	0.140%	Liquid	3,207,444.03	1,154.16	223,591.00	-	3,432,189.19
Texas Class Investment Pool	0.100%	Liquid	186,841.29	43.49	(880.00)	-	186,004.78
TEXPOOL	0.040%	Liquid	56,200.46	6.24	-	-	56,206.70
Texas Term Daily	0.040%	Liquid	62,102.59	6.28	-	-	62,108.87
Subtotal 2007 Bond			3,512,588.37	1,210.17	222,711.00	-	3,736,509.54
Capital Replacement							
CUSIP # 414004VW9	0.330%	08/15/2014	1,358,461.00	1,123.76	-	(15,015.00)	1,343,446.00
CUSIP # 31315PXE4	0.300%	11/03/2014	2,501,652.50	1,875.00	-	1,102.50	2,502,755.00
CUSIP # 5217684F5	0.400%	02/15/2015	259,015.00	259.80	-	(915.00)	258,100.00
CUSIP # 613681P58	0.260%	03/01/2015	1,927,557.40	1,260.63	-	(10,679.70)	1,916,877.70
CUSIP # 4423484G0	0.400%	07/01/2015	-	789.09	2,689,550.00	(13,300.00)	2,676,250.00
CUSIP # 116079FE9	0.300%	08/15/2015	642,232.50	485.00	-	(481.00)	641,751.50
CUSIP # 528828M78	0.340%	08/15/2015	533,720.00	455.89	-	(2,250.00)	531,470.00
CUSIP # 833714Q84	0.530%	08/15/2015	1,690,523.10	2,241.36	-	8,208.00	1,698,731.10
CUSIP # 3133XDZ20	1.464%	11/27/2015	353,627.48	1,453.95	-	(30,261.35)	323,366.13
CUSIP # 38374KRD7	0.831%	01/20/2016	545,786.36	449.71	-	(57,738.53)	488,047.83


Clear Creek Independent School District
Investment Portfolio
First Quarter Report September 1, 2013 to November 30, 2013


Security Symbol	% Yield	Maturity Date Or Final Pmt Date	Beginning Market Value	Accrued Interest/Amort/Accret	Additions and Withdrawals	Market Value Changes	Ending Market Value
Lone Star Pool	0.140%	Liquid	8,737,237.43	2,674.60	(3,616,867.00)		5,123,045.03
Texas Class Investment Pool	0.100%	Liquid	7,177,476.29	1,114.34	(4,353,100.00)		2,825,490.63
TEXPOOL	0.040%	Liquid	6,901.45	0.91			6,902.36
Texas Term Daily	0.040%	Liquid	17,846.00	1.81			17,847.81
Subtotal Capital Replacement			25,752,036.51	14,185.85	(5,280,417.00)	(121,330.08)	20,354,081.09
Victory Lakes TIRZ							
Lone Star Pool	0.140%	Liquid	2,454,506.27	838.53	8,610.00		2,463,954.80
TEXPOOL	0.040%	Liquid	9,904.08	1.03			9,905.11
Subtotal Victory Lakes TIRZ			2,464,410.35	839.56	8,610.00	-	2,473,859.91
Construction Funds Total			31,935,246.46	16,337.58	(5,109,809.65)	(121,330.08)	26,710,050.12
Debt Service Funds							
CUSIP # 733488A83	1.100%	02/15/2014	1,132,140.80	3,106.01		(6,731.20)	1,125,409.60
CUSIP # 8337147F9	0.240%	08/15/2014	-	34.63	303,966.00	(339.00)	303,627.00
CUSIP # 799017BV9	0.350%	09/01/2014	498,275.00	436.32		465.00	498,740.00
CUSIP # 511648JZ1	0.300%	11/15/2014	1,053,680.00	800.07		(10,620.00)	1,043,060.00
CUSIP # 234685KJ3	0.250%	02/15/2015	1,651,637.20	1,036.20		(9,322.00)	1,642,315.20
CUSIP # 5643853J9	0.350%	02/15/2015	474,790.50	416.11		(3,681.00)	471,109.50
Lone Star Pool	0.140%	Liquid	527,753.20	194.35	(126,986.00)		400,961.55
Texas Class Investment Pool	0.100%	Liquid	846.09	0.08			846.17
TEXPOOL	0.040%	Liquid	371.75				371.75
Wells Checking	0.140%	Liquid	10,937.14	7.52	6,238.42		17,183.08
Totals			5,350,431.68	6,031.29	183,218.42	(30,228.20)	5,503,623.85
District Cafeteria Funds							
Lone Star Pool	0.140%	Liquid	2,443,754.36	938.43	341,354.00		2,786,046.79
Texas Class Investment Pool	0.100%	Liquid	2,134,408.37	133.99	(2,062,068.00)		72,474.36
TEXPOOL	0.040%	Liquid	386.85				386.85
Wells Checking	0.140%	Liquid	83,432.30	713.69	2,926,425.47		3,010,571.46
Totals			4,661,981.88	1,786.11	1,205,711.47	-	5,869,479.46
Activity Funds							
CUSIP # 707546PF8	0.420%	06/01/2014	508,150.00	539.07		(2,685.00)	505,465.00
Lone Star Pool	0.140%	Liquid	1,782,160.54	749.92	495,690.00		2,278,600.46
Texas Class Investment Pool	0.100%	Liquid	1,774,416.82	149.95	(1,500,000.00)		274,566.77
TEXPOOL	0.040%	Liquid	614.53				614.53
Wells Checking	0.140%	Liquid	33,042.45	510.47	1,859,314.37		1,892,867.29
Totals			4,098,384.34	1,949.41	855,004.37	(2,685.00)	4,952,114.05
Health Insurance Fund							
Lone Star Pool	0.140%	Liquid	208,137.32	70.92			208,208.24
TEXPOOL	0.040%	Liquid	100,371.35	11.16			100,382.51
Totals			308,508.67	82.08	-	-	308,590.75
Workers' Compensation Fund							
Lone Star Pool	0.140%	Liquid	120,457.19	51.52	350,315.03		470,823.74
TEXPOOL	0.040%	Liquid	256.08				256.08
Totals			120,713.27	51.52	350,315.03	-	471,079.82
Property Insurance Fund							
Texas Class Investment Pool	0.100%	Liquid	2,678,854.49	623.50	-		2,679,477.99
TEXPOOL	0.040%	Liquid	5,223.07	0.83			5,223.90
Totals			2,684,077.56	624.33	-	-	2,684,701.89
Grand Totals			129,062,086.68	78,256.12	16,098,200.01	(391,614.16)	144,798,273.63

Clear Creek Independent School District
Investment Portfolio
First Quarter Report September 1, 2013 to November 30, 2013

Security Symbol	% Yield	Maturity Date Or Final Pmt Date	Beginning Market Value	Accrued Interest/Amort/Accret	Additions and Withdrawals	Market Value Changes	Ending Market Value
--------------------	------------	------------------------------------	---------------------------	----------------------------------	------------------------------	-------------------------	------------------------

This report is prepared according to the District Investment Policy and complies with the requirements.
In accordance with Government Code 2256.005(b), investment ratings were reviewed to determine that the ratings remained satisfactory.


Jeffrey Kohlenberg, CPA, RTSBA
Director of Finance


Paul McLarty, RSBA, RTSBA
Chief Financial Officer


Nancy Burge, CPA, RTSBA
2nd Investment Officer

Benchmarks:

3 Mo. Treasury Bill	0.061%
6 Mo. Treasury Bill	0.107%
Federal Funds Rate	0.080%
Jumbo CD Rate	0.194%

Clear Creek Independent School District
Statement of Book Value and Market Value
First Quarter Report September 1, 2013 to November 30, 2013

	Beginning Value		Ending Value	
	Book	Market	Book	Market
General Fund				
CUSIP # 90262CX85	4,998,407	4,999,242	-	-
CUSIP # 90262CY19	9,994,851	9,994,851	-	-
CUSIP # 3134G3W71	-	-	-	-
CUSIP # 150339ET2	1,289,009	1,287,955	1,286,603	1,286,169
CUSIP # 22532CBM5	4,990,937	4,997,778	4,995,700	4,996,458
CUSIP # 4497W1CE4	-	-	4,996,422	4,994,564
CUSIP # 889035BK6	509,985	507,315	504,492	504,175
CUSIP # 13063A5B6	1,469,079	1,467,423	1,452,338	1,452,251
CUSIP # 018195KP1	515,431	515,040	509,649	509,705
CUSIP # 72178RAN5	513,653	513,755	509,108	509,330
CUSIP # 419794XV9	5,791,419	5,786,683	5,726,558	5,726,696
CUSIP # 20774U4C6	726,388	722,618	719,978	717,380
CUSIP # 25153KGR2	-	-	5,988,181	5,978,333
CUSIP # 738278UL2	2,764,608	2,763,058	2,752,945	2,752,749
CUSIP # 280785PK6	1,035,959	1,032,660	1,026,556	1,024,580
CUSIP # 645791TJ3	867,760	868,364	862,074	862,905
CUSIP # 414004D40	1,164,279	1,156,155	1,143,697	1,143,494
CUSIP # 546282EM2	-	-	407,486	403,524
CUSIP # 20775NCF5	-	-	1,572,576	1,572,866
CUSIP # 646080ND9	-	-	1,322,831	1,303,275
CUSIP # 387883QJ3	-	-	520,630	513,545
CUSIP # 232760MY1	-	-	1,063,644	1,060,350
CUSIP # 280785RV0	1,818,054	1,810,376	1,810,671	1,810,074
CUSIP # 349515DS2	-	-	1,272,576	1,268,688
CUSIP # 366155XD6	-	-	1,076,372	1,073,231
CUSIP # 5643853D2	-	-	1,060,465	1,057,370
CUSIP # 727199QZ7	-	-	2,120,959	2,114,740
CUSIP # 54810C5M8	-	-	1,069,173	1,067,520
Pool - Lone Star	7,168,681	7,168,681	147,258	147,258
Pool - Texas Class	7,671,655	7,671,655	171,956	171,956
Pool - TEXPOOL	1,571	1,571	1,571	1,571
Texas Term Daily	163	163	163	163
Money Market - Wells Fargo	1,237	1,237	1,238	1,238
Wells Checking	26,636,163	26,636,163	52,272,476	52,272,476
General Fund Total	79,929,289	79,902,743	98,366,346	98,298,634
Construction Fund				
CUSIP # 414004WV9 - Capital Replacement	1,357,865	1,358,461	1,342,738	1,343,446
CUSIP # 31315PXE4 - Capital Replacement	2,500,000	2,501,653	2,500,000	2,502,755
CUSIP # 5217684F5 - Capital Replacement	259,423	259,015	257,808	258,100
CUSIP # 613681P58 - Capital Replacement	1,954,182	1,927,558	1,920,578	1,916,877
CUSIP # 4423484G0 - Capital Replacement	-	-	2,724,367	2,676,250
CUSIP # 116079FE9 - Capital Replacement	646,196	642,233	646,681	641,751
CUSIP # 528828M78 - Capital Replacement	535,637	533,720	531,093	531,470
CUSIP # 833714Q84 - Capital Replacement	1,692,388	1,690,523	1,694,630	1,698,731
CUSIP # 3133XDZ20 - Capital Replacement	355,564	353,628	325,993	323,366
CUSIP # 38374KRD7 - Capital Replacement	545,713	545,786	486,987	488,048
Pool - Lone Star 2007 Bond	3,207,444	3,207,444	3,432,189	3,432,189
Pool - Lone Star Capital Replacement	8,737,237	8,737,237	5,123,045	5,123,045
Pool - Lone Star Victory Lakes TIRZ	2,454,506	2,454,506	2,463,955	2,463,955
Pool - Texas Class 2007 Bond	186,841	186,841	186,005	186,005
Pool - Texas Class Capital Replacement	7,177,476	7,177,476	2,825,491	2,825,491
Pool - TEXPOOL 2007 Bond	56,200	56,200	56,207	56,207
Pool - TEXPOOL Capital Replacement	6,901	6,901	6,902	6,902
Pool - TEXPOOL Victory Lakes TIRZ	9,904	9,904	9,905	9,905
Pool - Texas Term Daily 2007 Bond	62,103	62,103	62,109	62,109
Pool - Texas Term Daily Capital Replacement Fund	17,846	17,846	17,848	17,848
Wells Checking	206,211	206,211	145,600	145,600
Construction Fund Total	31,969,637	31,935,246	26,760,131	26,710,050

Clear Creek Independent School District
Statement of Book Value and Market Value
First Quarter Report September 1, 2013 to November 30, 2013

	Beginning Value		Ending Value	
	Book	Market	Book	Market
Debt Service Fund				
CUSIP # 733488A83	1,129,634	1,132,141	1,124,340	1,125,410
CUSIP # 8337147F9	-	-	303,717	303,627
CUSIP # 799017BV9	498,252	498,275	498,689	498,740
CUSIP # 511648JZ1	1,056,511	1,053,680	1,044,811	1,043,060
CUSIP # 234685KJ3	1,654,554	1,651,637	1,641,765	1,642,315
CUSIP # 5643853J9	474,640	474,791	470,415	471,109
Pool - Lone Star	527,753	527,753	400,962	400,962
Pool - Texas Class	846	846	846	846
Pool - TEXPOOL	372	372	372	372
Wells Checking	10,937	10,937	17,183	17,183
Debt Service Fund Total	5,353,499	5,350,432	5,503,100	5,503,624
District Cafeteria Fund				
Pool - Lone Star	2,443,754	2,443,754	2,786,047	2,786,047
Pool - Texas Class	2,134,409	2,134,409	72,474	72,474
Pool - TEXPOOL	387	387	387	387
Wells Checking	83,432	83,432	3,010,571	3,010,571
District Cafeteria Fund Total	4,661,982	4,661,982	5,869,479	5,869,479
Activity Fund				
CUSIP # 707546PF8	509,647	508,150	506,436	505,465
Pool - Lone Star	1,782,161	1,782,161	2,278,600	2,278,600
Pool - Texas Class	1,774,417	1,774,417	274,567	274,567
Pool - TEXPOOL	615	615	615	615
Wells Checking	33,042	33,042	1,892,867	1,892,867
Activity Fund Total	4,099,882	4,098,385	4,953,085	4,952,114
Health Insurance Fund				
Pool - Lone Star	208,137	208,137	208,208	208,208
Pool - TEXPOOL	100,372	100,372	100,383	100,383
Health Insurance Fund Total	308,509	308,509	308,591	308,591
Workers' Compensation Fund				
Pool - Lone Star	120,457	120,457	470,824	470,824
Pool - TEXPOOL	256	256	256	256
Workers' Compensation Fund Total	120,713	120,713	471,080	471,080
Property Insurance Fund				
Pool - Texas Class	2,678,854	2,678,854	2,679,478	2,679,478
Pool - TEXPOOL	5,223	5,223	5,224	5,224
Property Insurance Fund Total	2,684,077	2,684,077	2,684,702	2,684,702
Grand Total	129,127,588	129,062,087	144,916,514	144,798,274