

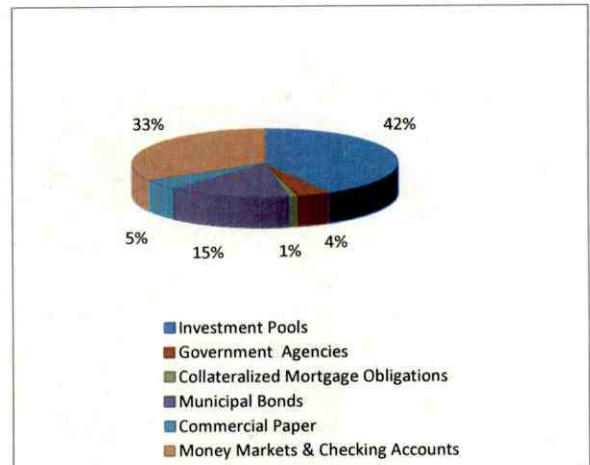
Portfolio Diversification

Quarter Ending February 28, 2014

By Type

	Current Market Value	Percent Portfolio
Investment Pools	183,153,881	42%
Government Agencies	17,582,895	4%
Collateralized Mortgage Obligations	731,997	1%
Municipal Bonds	68,436,055	15%
Commercial Paper	23,951,091	5%
Money Markets & Checking Accounts	145,760,895	33%
Total Portfolio	439,616,814	

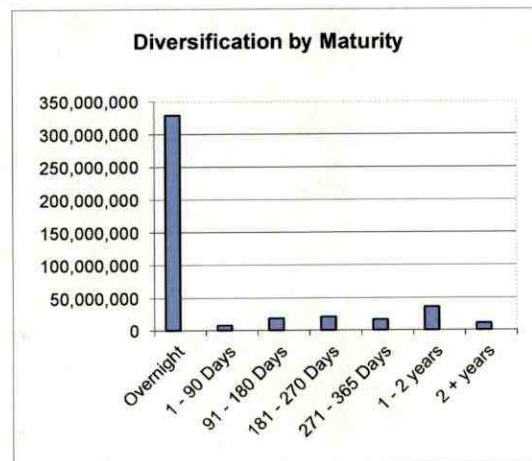
Safety of principal is the first priority of any public investing portfolio. One way to maintain safety is to invest in high credit quality investments and to maintain diversity. Clear Creek ISD is invested in pools with a AAA rating, commercial paper, and government securities. The investment policy states that the district may invest up to 100% in Investment Pools, Government Securities, and Commercial Paper. As shown by the graph, the school district currently complies with these requirements by having 42% of its portfolio in Investment Pools, 4% in Government Agencies, 1% in Collateralized Mortgage Obligations, 15% in Municipal Bonds, 5% in Commercial Paper, and 33% in Bank Money Markets and Checking Accounts.



By Maturity

	Current Market Value	Percent Portfolio
Overnight	328,914,776	75%
1 - 90 Days	7,439,586	2%
91 - 180 Days	18,759,812	4%
181 - 270 Days	20,944,429	5%
271 - 365 Days	16,726,480	4%
1 - 2 years	36,361,531	8%
2 + years	10,470,200	2%
Total Portfolio	439,616,814	

Ensuring adequate liquidity is available to cover all expenditures is the second priority of any public investing program. We anticipate that interest rates will remain very low. The district will resume investing to meet cash flow demands.



Clear Creek Independent School District
Investment Portfolio
Second Quarter Report December 1, 2013 to February 28, 2014

Security Symbol	% Yield	Maturity Date Or Final Pmt Date	Beginning Market Value	Accrued Interest/Amort/Accret	Additions and Withdrawals	Market Value Changes	Ending Market Value
General Fund							
CUSIP # 150339ET2	0.250%	02/01/2014	1,286,169.35	538.24	(1,285,000.00)	-	-
CUSIP # 22532CBM5	0.380%	02/21/2014	4,996,458.34	4,299.78	(5,000,000.00)	-	-
CUSIP # 4497W1CE4	0.250%	03/14/2014	4,994,563.89	3,126.28		5,008.33	4,999,572.22
CUSIP # 889035BK6	0.300%	04/01/2014	504,175.00	380.96		(3,230.00)	500,945.00
CUSIP # 13063A5B6	0.550%	04/01/2014	1,452,250.80	2,014.44		(17,017.00)	1,435,233.80
CUSIP # 018195KP1	0.360%	05/01/2014	509,705.00	460.48		(5,870.00)	503,835.00
CUSIP # 72178RAN5	0.350%	06/01/2014	509,330.00	445.80		(4,735.00)	504,595.00
CUSIP # 419794XV9	0.330%	07/01/2014	5,726,695.75	4,751.88		(65,729.25)	5,660,966.50
CUSIP # 20774U4C6	0.350%	07/01/2014	717,379.80	632.59		(3,891.60)	713,488.20
CUSIP # 25153KGR2	0.301%	07/25/2014	5,978,333.33	4,475.43		11,666.67	5,990,000.00
CUSIP # 738278UL2	0.280%	08/15/2014	2,752,748.80	1,935.10		(10,526.40)	2,742,222.40
CUSIP # 280785PK6	0.230%	08/15/2014	1,024,580.00	596.03		(8,890.00)	1,015,690.00
CUSIP # 645791TJ3	0.300%	09/01/2014	862,905.55	652.12		(5,974.15)	856,931.40
CUSIP # 46640QJF9	0.301%	09/15/2014	-	4,782.79	7,982,066.67	(3,533.33)	7,978,533.34
CUSIP # 414004D40	0.225%	10/01/2014	1,143,494.00	649.64		(13,123.00)	1,130,371.00
CUSIP # 546282EM2	0.500%	11/01/2014	403,524.00	510.05		(976.00)	402,548.00
CUSIP # 20775NCF5	0.370%	11/15/2014	1,572,865.60	1,457.54		(13,771.20)	1,559,094.40
CUSIP # 22532CLJ1	0.401%	11/18/2014	-	280.53	4,985,166.67	(2,180.56)	4,982,986.11
CUSIP # 646080ND9	0.530%	12/01/2014	1,303,275.00	1,731.40		(10,900.00)	1,292,375.00
CUSIP # 387883QJ3	0.300%	01/01/2015	513,545.00	387.01		(1,965.00)	511,580.00
CUSIP # 208418TZ6	0.160%	02/15/2015	-	185.12	2,309,027.40	(6,914.60)	2,302,112.80
CUSIP # 232760MY1	0.250%	02/15/2015	1,060,350.00	669.47		(12,240.00)	1,048,110.00
CUSIP # 280785RV0	0.325%	02/15/2015	1,810,074.00	1,490.95		(8,324.75)	1,801,749.25
CUSIP # 349515DS2	0.260%	02/15/2015	1,268,688.00	833.62		(13,896.00)	1,254,792.00
CUSIP # 366155XD6	0.250%	02/15/2015	1,073,230.55	678.26		(11,784.15)	1,061,446.40
CUSIP # 5643853D2	0.250%	02/15/2015	1,057,370.00	668.23		(11,610.00)	1,045,760.00
CUSIP # 727199QZ7	0.260%	02/15/2015	2,114,740.00	1,389.37		(23,220.00)	2,091,520.00
CUSIP # 932493EN5	0.290%	02/15/2015	-	1,399.99	1,969,487.80	(5,809.30)	1,963,678.50
CUSIP # 54810C5M8	0.301%	05/15/2015	1,067,520.00	804.10		(10,660.00)	1,056,860.00
CUSIP # 649905QS8	0.350%	07/01/2015	-	696.79	1,883,970.00	(6,751.80)	1,877,218.20
CUSIP # 882874EU0	0.260%	07/01/2015	-	469.38	1,352,104.00	(5,785.00)	1,346,319.00
CUSIP # 8987967B7	0.350%	07/01/2015	-	324.69	878,606.45	(4,134.70)	874,471.75
Lone Star Pool	0.110%	Liquid	147,257.76	42.16	(18,262.76)		129,037.16
Texas Class Investment Pool	0.100%	Liquid	171,956.29	40.49			171,996.78
TEXPOOL	0.029%	Liquid	1,571.33				1,571.33
Texas Term Daily	0.040%	Liquid	163.14	0.02			163.16
Wells Fargo Money Mkt	0.140%	Liquid	1,237.70	0.41			1,238.11
Wells Checking	0.140%	Liquid	52,272,475.71	33,106.29	79,275,308.32		131,580,890.32
			98,298,633.69	76,907.43	94,332,474.55	(276,767.79)	192,389,902.13
Construction Funds							
Wells Checking	0.140%	Liquid	145,599.58	164.03	216,521.85		362,285.46
Subtotal			145,599.58	164.03	216,521.85	-	362,285.46
2007 Bond							
Lone Star Pool	0.110%	Liquid	3,432,189.19	974.83	(117,311.00)		3,315,853.02
Texas Class Investment Pool	0.100%	Liquid	186,004.78	43.97			186,048.75
TEXPOOL	0.029%	Liquid	56,206.70	4.40			56,211.10
Texas Term Daily	0.040%	Liquid	62,108.87	5.75			62,114.62
Subtotal 2007 Bond			3,736,509.54	1,028.95	(117,311.00)	-	3,620,224.99
2013 Bond							
CUSIP # 6591546D5	0.350%	08/01/2015	-	5,387.46	7,805,804.50	17,741.00	7,823,545.50
CUSIP # 882723EV7	0.280%	08/01/2015	-	316.55	1,272,095.50	(152.40)	1,271,943.10
CUSIP # 313371NW2	0.310%	12/11/2015	-	3,165.77	5,104,900.00	(11,445.00)	5,093,455.00
CUSIP # 503462PV9	0.300%	02/15/2016	-	1,268.65	2,091,710.00	(16,758.00)	2,074,952.00
CUSIP # 3133EDC42	0.700%	12/19/2016	-	7,000.00	5,000,000.00	(18,510.00)	4,981,490.00
Lone Star Pool	0.110%	Liquid	-	25,727.02	107,770,728.00		107,796,455.02
Texas Class Investment Pool	0.100%	Liquid	-	8,765.60	44,727,354.00		44,736,119.60
Subtotal 2013 Bond			-	51,631.05	173,772,592.00	(29,124.40)	173,777,960.22


Clear Creek Independent School District
Investment Portfolio
Second Quarter Report December 1, 2013 to February 28, 2014


Security Symbol	% Yield	Maturity Date Or Final Pmt Date	Beginning Market Value	Accrued Interest/Amort/Accret	Additions and Withdrawals	Market Value Changes	Ending Market Value
Capital Replacement							
CUSIP # 414004WV9	0.330%	08/15/2014	1,343,446.00	1,119.76		(15,561.00)	1,327,885.00
CUSIP # 31315PXE4	0.300%	11/03/2014	2,502,755.00	1,875.00		(115.00)	2,502,640.00
CUSIP # 5217684F5	0.400%	02/15/2015	258,100.00	259.39		(1,547.50)	256,552.50
CUSIP # 613681P58	0.260%	03/01/2015	1,916,877.70	1,261.45		(15,267.20)	1,901,610.50
CUSIP # 4423484G0	0.400%	07/01/2015	2,676,250.00	2,691.58		(25,450.00)	2,650,800.00
CUSIP # 116079FE9	0.300%	08/15/2015	641,751.50	485.37		559.00	642,310.50
CUSIP # 528828M78	0.340%	08/15/2015	531,470.00	454.76		(3,930.00)	527,540.00
CUSIP # 3135G0SB0	0.325%	12/21/2015	-	3,342.96	5,005,000.00	310.00	5,005,310.00
CUSIP # 833714Q84	0.530%	08/15/2015	1,698,731.10	2,244.33		5,352.30	1,704,083.40
CUSIP # 041826E53	0.380%	02/15/2016	-	414.34	753,615.00	(990.00)	752,625.00
CUSIP # 388625BY0	0.300%	02/15/2016	-	443.06	1,035,510.00	(9,020.00)	1,026,490.00
CUSIP # 366168JT0	0.300%	03/01/2016	-	760.47	1,777,185.90	(7,168.70)	1,770,017.20
CUSIP # 199795HV0	0.400%	08/01/2016	-	348.57	613,013.25	(2,610.50)	610,402.75
CUSIP # 521841BQ8	0.420%	08/15/2016	-	588.23	989,160.00	(570.00)	988,590.00
CUSIP # 3133XDZ20	1.464%	11/27/2015	323,366.13	1,026.28		(21,457.01)	301,909.12
CUSIP # 38374KRD7	0.831%	01/20/2016	488,047.83	559.89		(57,959.72)	430,088.11
CUSIP # 414005RJ9	0.610%	10/01/2016	-	1,707.35	2,128,440.00	(8,740.00)	2,119,700.00
Lone Star Pool	0.110%	Liquid	5,123,045.03	2,338.86	4,708,257.00		9,833,640.89
Texas Class Investment Pool	0.100%	Liquid	2,825,490.63	940.98	2,401,359.00		5,227,790.61
TEXPOOL	0.029%	Liquid	6,902.36	0.63			6,902.99
Texas Term Daily	0.040%	Liquid	17,847.81	1.65			17,849.46
Subtotal Capital Replacement			20,354,081.09	22,864.91	19,411,540.15	(164,165.33)	39,604,738.03
Victory Lakes TIRZ							
Lone Star Pool	0.110%	Liquid	2,463,954.80	711.98			2,464,666.78
TEXPOOL	0.029%	Liquid	9,905.11	0.90			9,906.01
Subtotal Victory Lakes TIRZ			2,473,859.91	712.88	-	-	2,474,572.79
Construction Funds Total			26,710,050.12	76,401.82	193,283,343.00	(193,289.73)	219,839,783.99
Debt Service Funds							
CUSIP # 733488A83	1.100%	02/15/2014	1,125,409.60	2,566.64	(1,120,000.00)	-	-
CUSIP # 8337147F9	0.240%	08/15/2014	303,627.00	183.21		(1,377.00)	302,250.00
CUSIP # 799017BV9	0.350%	09/01/2014	498,740.00	436.70		625.00	499,365.00
CUSIP # 511648JZ1	0.300%	11/15/2014	1,043,060.00	785.25		(11,100.00)	1,031,960.00
CUSIP # 234685KJ3	0.250%	02/15/2015	1,642,315.20	1,033.78		(12,387.20)	1,629,928.00
CUSIP # 5643853J9	0.350%	02/15/2015	471,109.50	415.04		(4,234.50)	466,875.00
Lone Star Pool	0.110%	Liquid	400,961.55	115.87			401,077.42
Texas Class Investment Pool	0.100%	Liquid	846.17	0.11			846.28
TEXPOOL	0.029%	Liquid	371.75				371.75
Wells Checking	0.140%	Liquid	17,183.08	4,709.70	9,144,442.43		9,166,335.21
Totals			5,503,623.85	10,246.30	8,024,442.43	(28,473.70)	13,499,008.66
District Cafeteria Funds							
Lone Star Pool	0.110%	Liquid	2,786,046.79	805.06			2,786,851.85
Texas Class Investment Pool	0.100%	Liquid	72,474.36	17.11			72,491.47
TEXPOOL	0.029%	Liquid	386.85				386.85
Wells Checking	0.140%	Liquid	3,010,571.46	985.97	340,646.71		3,352,204.14
Totals			5,869,479.46	1,808.14	340,646.71	-	6,211,934.31
Activity Funds							
CUSIP # 707546PF8	0.420%	06/01/2014	505,465.00	531.47		(2,750.00)	502,715.00
Lone Star Pool	0.110%	Liquid	2,278,600.46	658.43			2,279,258.89
Texas Class Investment Pool	0.100%	Liquid	274,566.77	64.70			274,631.47
TEXPOOL	0.029%	Liquid	614.53				614.53
Wells Checking	0.140%	Liquid	1,892,867.29	527.45	(595,451.91)	-	1,297,942.83
Totals			4,952,114.05	1,782.05	(595,451.91)	(2,750.00)	4,355,162.72


Clear Creek Independent School District
Investment Portfolio
Second Quarter Report December 1, 2013 to February 28, 2014

Security Symbol	% Yield	Maturity Date Or Final Pmt Date	Beginning Market Value	Accrued Interest/Amort/Accret	Additions and Withdrawals	Market Value Changes	Ending Market Value
Health Insurance Fund							
Lone Star Pool	0.110%	Liquid	208,208.24	60.17			208,268.41
TEXPOOL	0.029%	Liquid	100,382.51	7.70		-	100,390.21
Totals			308,590.75	67.87	-	-	308,658.62
Workers' Compensation Fund							
Lone Star Pool	0.110%	Liquid	470,823.74	115.40	(144,163.59)		326,775.55
TEXPOOL	0.029%	Liquid	256.08				256.08
Totals			471,079.82	115.40	(144,163.59)	-	327,031.63
Property Insurance Fund							
Texas Class Investment Pool	0.100%	Liquid	2,679,477.99	629.60	-		2,680,107.59
TEXPOOL	0.029%	Liquid	5,223.90	0.26			5,224.16
Totals			2,684,701.89	629.86	-	-	2,685,331.75
Grand Totals			144,798,273.63	167,958.87	295,241,291.19	(501,281.22)	439,616,813.81

This report is prepared according to the District Investment Policy and complies with the requirements.
In accordance with Government Code 2256.005(b), investment ratings were reviewed to determine that the ratings remained satisfactory.


Jeffrey Kohlenberg, CPA, RTSBA
Director of Finance


Paul McLarty, RSBA, RTSBA
Chief Financial Officer


Nancy Burge, CPA, RTSBA
2nd Investment Officer

Benchmarks:

3 Mo. Treasury Bill	0.041%
6 Mo. Treasury Bill	0.066%
Federal Funds Rate	0.060%
Jumbo CD Rate	0.200%

Clear Creek Independent School District
Statement of Book Value and Market Value
Second Quarter Report December 1, 2013 to February 28, 2014

	Beginning Value		Ending Value	
	Book	Market	Book	Market
General Fund				
CUSIP # 150339ET2	1,286,603	1,286,169	-	-
CUSIP # 22532CBM5	4,995,700	4,996,458	-	-
CUSIP # 4497W1CE4	4,996,422	4,994,564	4,999,548	4,999,572
CUSIP # 889035BK6	504,492	504,175	501,123	500,945
CUSIP # 13063A5B6	1,452,338	1,452,251	1,435,584	1,435,234
CUSIP # 018195KP1	509,649	509,705	503,859	503,835
CUSIP # 72178RAN5	509,108	509,330	504,553	504,595
CUSIP # 419794XV9	5,726,558	5,726,696	5,661,622	5,660,967
CUSIP # 20774U4C6	719,978	717,380	713,561	713,488
CUSIP # 25153KGR2	5,988,181	5,978,333	5,992,657	5,990,000
CUSIP # 738278UL2	2,752,945	2,752,749	2,741,280	2,742,223
CUSIP # 280785PK6	1,026,556	1,024,580	1,017,152	1,015,690
CUSIP # 645791TJ3	862,074	862,905	856,388	856,931
CUSIP # 46640QJF9	-	-	7,986,849	7,978,533
CUSIP # 414004D40	1,143,697	1,143,494	1,130,597	1,130,371
CUSIP # 546282EM2	407,486	403,524	405,646	402,548
CUSIP # 20775NCF5	1,572,576	1,572,866	1,558,833	1,559,095
CUSIP # 22532CLJ1	-	-	4,985,447	4,982,986
CUSIP # 646080ND9	1,322,831	1,303,275	1,291,750	1,292,375
CUSIP # 387883QJ3	520,630	513,545	511,225	511,580
CUSIP # 208418TZ6	-	-	2,308,090	2,302,113
CUSIP # 232760MY1	1,063,644	1,060,350	1,047,688	1,048,110
CUSIP # 280785RV0	1,810,671	1,810,074	1,803,287	1,801,749
CUSIP # 349515DS2	1,272,576	1,268,688	1,254,243	1,254,792
CUSIP # 366155XD6	1,076,372	1,073,231	1,060,980	1,061,446
CUSIP # 5643853D2	1,060,465	1,057,370	1,045,300	1,045,760
CUSIP # 727199QZ7	2,120,959	2,114,740	2,090,404	2,091,520
CUSIP # 932493EN5	-	-	1,961,452	1,963,679
CUSIP # 54810C5M8	1,069,173	1,067,520	1,057,477	1,056,860
CUSIP # 649905QS8	-	-	1,882,247	1,877,218
CUSIP # 882874EU0	-	-	1,348,673	1,346,319
CUSIP # 8987967B7	-	-	878,375	874,472
Pool - Lone Star	147,258	147,258	129,037	129,037
Pool - Texas Class	171,956	171,956	171,997	171,997
Pool - TEXPOOL	1,571	1,571	1,571	1,571
Texas Term Daily	163	163	163	163
Money Market - Wells Fargo	1,238	1,238	1,238	1,238
Wells Checking	52,272,476	52,272,476	131,580,890	131,580,890
General Fund Total	98,366,346	98,298,634	192,420,786	192,389,902
Construction Fund				
CUSIP # 6591546D5 - 2013 Bond	-	-	7,811,192	7,823,545
CUSIP # 882723EV7 - 2013 Bond	-	-	1,271,972	1,271,943
CUSIP # 313371NW2 - 2013 Bond	-	-	5,095,844	5,093,455
CUSIP # 503462PV9 - 2013 Bond	-	-	2,073,979	2,074,952
CUSIP # 3133EDC42 - 2013 Bond	-	-	5,000,000	4,981,490
CUSIP # 414004VV9 - Capital Replacement	1,342,738	1,343,446	1,327,608	1,327,885
CUSIP # 31315PXE4 - Capital Replacement	2,500,000	2,502,755	2,500,000	2,502,640
CUSIP # 5217684F5 - Capital Replacement	257,808	258,100	256,192	256,553
CUSIP # 613681P58 - Capital Replacement	1,920,578	1,916,877	1,903,489	1,901,610
CUSIP # 4423484G0 - Capital Replacement	2,724,367	2,676,250	2,652,753	2,650,800
CUSIP # 116079FE9 - Capital Replacement	646,681	641,751	647,167	642,311
CUSIP # 528828M78 - Capital Replacement	531,093	531,470	526,547	527,540
CUSIP # 3135G0SB0 - Capital Replacement	-	-	5,004,489	5,005,310
CUSIP # 833714Q84 - Capital Replacement	1,694,630	1,698,731	1,696,874	1,704,083
CUSIP # 041826E53 - Capital Replacement	-	-	753,367	752,625
CUSIP # 388625BY0 - Capital Replacement	-	-	1,033,120	1,026,490
CUSIP # 366168JT0 - Capital Replacement	-	-	1,785,378	1,770,017
CUSIP # 199795HV0 - Capital Replacement	-	-	610,918	610,403
CUSIP # 521841BQ8 - Capital Replacement	-	-	989,748	988,590
CUSIP # 3133XDZ20 - Capital Replacement	325,993	323,366	304,237	301,909
CUSIP # 38374KRD7 - Capital Replacement	486,987	488,048	428,373	430,088
CUSIP # 414005RJ9 - Capital Replacement	-	-	2,139,481	2,119,700
Pool - Lone Star 2007 Bond	3,432,189	3,432,189	3,315,853	3,315,853
Pool - Lone Star 2013 Bond	-	-	107,796,455	107,796,455
Pool - Lone Star Capital Replacement	5,123,045	5,123,045	9,833,641	9,833,641

Clear Creek Independent School District
Statement of Book Value and Market Value
Second Quarter Report December 1, 2013 to February 28, 2014

	Beginning Value		Ending Value	
	Book	Market	Book	Market
Construction Fund Continued				
Pool - Lone Star Victory Lakes TIRZ	2,463,955	2,463,955	2,464,667	2,464,667
Pool - Texas Class 2007 Bond	186,005	186,005	186,049	186,049
Pool - Texas Class 2013 Bond	-	-	44,736,120	44,736,120
Pool - Texas Class Capital Replacement	2,825,491	2,825,491	5,227,791	5,227,791
Pool - TEXPOOL 2007 Bond	56,207	56,207	56,211	56,211
Pool - TEXPOOL Capital Replacement	6,902	6,902	6,903	6,903
Pool - TEXPOOL Victory Lakes TIRZ	9,905	9,905	9,906	9,906
Pool - Texas Term Daily 2007 Bond	62,109	62,109	62,115	62,115
Pool - Texas Term Daily Capital Replacement Fund	17,848	17,848	17,849	17,849
Wells Checking	145,600	145,600	362,285	362,285
Construction Fund Total	26,760,131	26,710,050	219,888,573	219,839,784
Debt Service Fund				
CUSIP # 733488A83	1,124,340	1,125,410	-	-
CUSIP # 8337147F9	303,717	303,627	302,401	302,250
CUSIP # 799017BV9	498,689	498,740	499,125	499,365
CUSIP # 511648JZ1	1,044,811	1,043,060	1,033,096	1,031,960
CUSIP # 234685KJ3	1,641,765	1,642,315	1,628,974	1,629,928
CUSIP # 5643853J9	470,415	471,109	466,190	466,875
Pool - Lone Star	400,962	400,962	401,078	401,078
Pool - Texas Class	846	846	846	846
Pool - TEXPOOL	372	372	372	372
Wells Checking	17,183	17,183	9,166,335	9,166,335
Debt Service Fund Total	5,503,100	5,503,624	13,498,417	13,499,009
District Cafeteria Fund				
Pool - Lone Star	2,786,047	2,786,047	2,786,852	2,786,852
Pool - Texas Class	72,474	72,474	72,491	72,491
Pool - TEXPOOL	387	387	387	387
Wells Checking	3,010,571	3,010,571	3,352,204	3,352,204
District Cafeteria Fund Total	5,869,479	5,869,479	6,211,934	6,211,934
Activity Fund				
CUSIP # 707546PF8	506,436	505,465	503,217	502,715
Pool - Lone Star	2,278,600	2,278,600	2,279,259	2,279,259
Pool - Texas Class	274,567	274,567	274,631	274,631
Pool - TEXPOOL	615	615	615	615
Wells Checking	1,892,867	1,892,867	1,297,943	1,297,943
Activity Fund Total	4,953,085	4,952,114	4,355,665	4,355,163
Health Insurance Fund				
Pool - Lone Star	208,208	208,208	208,268	208,268
Pool - TEXPOOL	100,383	100,383	100,390	100,390
Health Insurance Fund Total	308,591	308,591	308,658	308,658
Workers' Compensation Fund				
Pool - Lone Star	470,824	470,824	326,776	326,776
Pool - TEXPOOL	256	256	256	256
Workers' Compensation Fund Total	471,080	471,080	327,032	327,032
Property Insurance Fund				
Pool - Texas Class	2,679,478	2,679,478	2,680,108	2,680,108
Pool - TEXPOOL	5,224	5,224	5,224	5,224
Property Insurance Fund Total	2,684,702	2,684,702	2,685,332	2,685,332
Grand Total	144,916,514	144,798,274	439,696,397	439,616,814