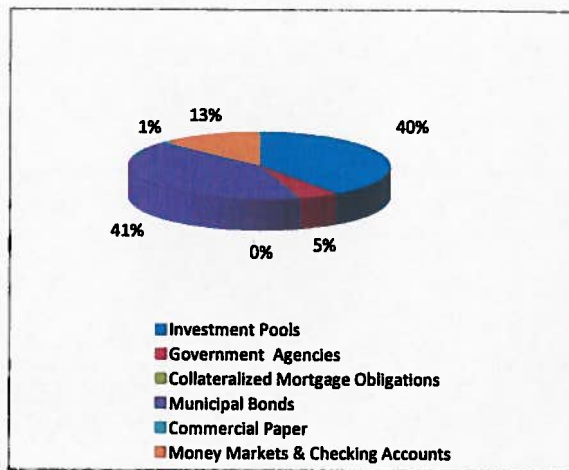


Portfolio Diversification

Quarter Ending November 30, 2014

By Type

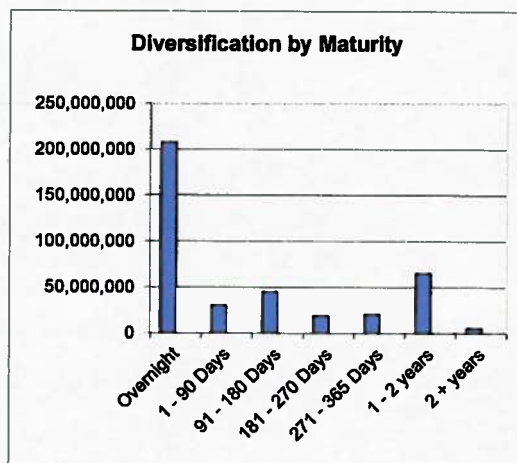
	Current Market Value	Percent Portfolio
Investment Pools	155,414,935	40%
Government Agencies	20,074,085	5%
Collateralized Mortgage Obligations	248,039	0%
Municipal Bonds	158,016,108	41%
Commercial Paper	4,999,334	1%
Money Markets & Checking Accounts	51,873,401	13%
Total Portfolio	390,625,910	



Safety of principal is the first priority of any public investing portfolio. One way to maintain safety is to invest in high credit quality investments and to maintain diversity. Clear Creek ISD is invested in pools with a AAA rating, commercial paper, and government securities. The investment policy states that the district may invest up to 100% in Investment Pools, Government Securities, and Commercial Paper. As shown by the graph, the school district currently complies with these requirements by having 40% of its portfolio in Investment Pools, 5% in Government Agencies, 0.08% in Collateralized Mortgage Obligations, 41% in Municipal Bonds, 1% in Commercial Paper, and 13% in Bank Money Markets and Checking Accounts.

By Maturity

	Current Market Value	Percent Portfolio
Overnight	207,288,338	53%
1 - 90 Days	29,852,629	8%
91 - 180 Days	44,550,288	11%
181 - 270 Days	18,582,834	5%
271 - 365 Days	20,386,384	5%
1 - 2 years	64,964,948	17%
2 + years	5,000,495	1%
Total Portfolio	390,625,910	



Ensuring adequate liquidity is available to cover all expenditures is the second priority of any public investing program. We anticipate that interest rates will remain very low. The district will resume investing to meet cash flow demands.

**Clear Creek Independent School District
Investment Portfolio
First Quarter Report September 1, 2014 to November 30, 2014**

Security Symbol	% Yield	Maturity Date Or Final Pmt Date	Beginning Market Value	Accrued Interest/Amort/Accret	Additions and Withdrawals	Market Value Changes	Ending Market Value
General Fund							
CUSIP # 645791TJ3	0.300%	09/01/2014	845,000.00	-	(845,000.00)		-
CUSIP # 46640QJF9	0.301%	09/15/2014	7,999,359.20	930.09	(8,000,000.00)		-
CUSIP # 414004D40	0.225%	10/01/2014	1,103,993.00	211.80	(1,103,000.00)		-
CUSIP # 845040JD7	0.200%	10/01/2014	1,945,525.15	327.09	(1,945,000.00)		-
CUSIP # 546282EM2	0.500%	11/01/2014	400,692.00	337.60	(400,000.00)		-
CUSIP # 20775NCF5	0.370%	11/15/2014	1,531,506.40	1,179.14	(1,520,000.00)		-
CUSIP # 22532CLJ1	0.401%	11/18/2014	4,997,930.00	4,318.18	(5,000,000.00)		-
CUSIP # 646080ND9	0.530%	12/01/2014	1,267,950.00	1,697.93		(17,950.00)	1,250,000.00
CUSIP # 649902NP4	0.270%	12/15/2014	1,518,690.00	1,037.12		(16,080.00)	1,502,610.00
CUSIP # 387883QJ3	0.300%	01/01/2015	504,860.00	380.43		(3,470.00)	501,190.00
CUSIP # 83365SN25	0.351%	01/02/2015	4,995,870.00	4,403.96		3,464.00	4,999,334.00
CUSIP # 208418TZ6	0.160%	02/15/2015	2,272,164.50	911.91		(14,996.60)	2,257,167.90
CUSIP # 232760MY1	0.250%	02/15/2015	1,022,970.00	640.68		(12,470.00)	1,010,500.00
CUSIP # 280785RV0	0.325%	02/15/2015	1,787,762.25	1,467.68		(7,046.75)	1,780,715.50
CUSIP # 349515DS2	0.260%	02/15/2015	1,226,280.00	799.48		(14,316.00)	1,211,964.00
CUSIP # 366155XD6	0.250%	02/15/2015	1,041,014.45	650.44		(15,874.60)	1,025,139.85
CUSIP # 5643853D2	0.250%	02/15/2015	1,021,860.00	640.82		(11,870.00)	1,009,990.00
CUSIP # 727199QZ7	0.260%	02/15/2015	2,043,720.00	1,332.46		(23,740.00)	2,019,980.00
CUSIP # 932493EN5	0.290%	02/15/2015	1,942,564.30	1,414.81		(6,928.70)	1,935,635.60
CUSIP # 090874HR2	0.160%	02/15/2015	5,064,600.00	2,032.00		(34,950.00)	5,029,650.00
CUSIP # 382604H41	0.280%	02/15/2015	2,032,420.00	1,425.33		(9,740.00)	2,022,680.00
CUSIP # 442331WM2	0.220%	03/01/2015	1,699,084.95	936.64		(2,050.95)	1,697,034.00
CUSIP # 13063A5C4	0.200%	04/01/2015	-	258.75	7,637,625.00	(11,025.00)	7,626,600.00
CUSIP # 54811GSZ4	0.301%	05/15/2015	5,166.75	3.92		(58.40)	5,108.35
CUSIP # 54811GTP5	0.301%	05/15/2015	1,028,113.60	779.78		(11,731.05)	1,016,382.55
CUSIP # 91412GUS2	0.200%	05/15/2015	9,690,928.10	4,862.22		(7,271.25)	9,683,656.85
CUSIP # 649905QS8	0.350%	07/01/2015	1,854,893.70	1,830.39		(11,833.80)	1,843,059.90
CUSIP # 882874EU0	0.260%	07/01/2015	1,330,212.00	868.98		(9,035.00)	1,321,177.00
CUSIP # 8887967B7	0.350%	07/01/2015	870,985.80	765.35		(1,885.70)	869,100.10
CUSIP # 64966CTM3	0.250%	10/15/2015	-	1,345.94	4,720,842.50	(28,322.80)	4,692,519.70
CUSIP # 70922PAB8	0.230%	12/01/2015	-	846.95	4,005,200.00	(1,560.00)	4,003,640.00
CUSIP # 8648552L4	0.260%	02/15/2016	-	149.25	1,585,189.95	(3,469.35)	1,581,720.60
Lone Star Pool	0.120%	Liquid	9,110.24	2.63			9,112.87
Texas Class Investment Pool	0.100%	Liquid	2,075.04	13.08	107,184.17		109,272.29
TEXPOOL	0.031%	Liquid	1,571.33	-			1,571.33
Texas Term Daily	0.060%	Liquid	163.21	0.03			163.24
Wells Fargo Money Mkt	0.140%	Liquid	1,238.95	0.42			1,239.37
Wells Checking	0.140%	Liquid	14,128,439.03	10,687.04	21,409,160.02		35,548,286.09
			77,188,513.95	49,290.32	20,655,201.64	(274,211.95)	97,566,201.09
Construction Funds							
Wells Checking	0.140%	Liquid	730,876.52	448.63	(3,287.13)		728,038.02
Subtotal			730,876.52	448.63	(3,287.13)	-	728,038.02
2007 Bond							
Lone Star Pool	0.120%	Liquid	3,232,356.36	924.62	(52,169.00)		3,181,111.98
Texas Class Investment Pool	0.100%	Liquid	186,137.91	44.34			186,182.25
TEXPOOL	0.031%	Liquid	53,724.54	3.84	(6,950.00)		46,778.38
Texas Term Daily	0.060%	Liquid	62,127.98	9.00			62,136.98
Subtotal 2007 Bond			3,534,346.79	981.80	(59,119.00)	-	3,476,209.59
2013 Bond							
CUSIP # 13063A5C4	0.200%	04/01/2015	-	260.48	7,688,542.50	(11,098.50)	7,677,444.00
CUSIP # 4424354R1	0.200%	05/15/2015	14,989,650.00	7,524.38		2,400.00	14,992,050.00
CUSIP # 6591546D5	0.350%	08/01/2015	7,840,737.00	6,846.47		2,041.00	7,842,778.00
CUSIP # 882723EV7	0.280%	08/01/2015	1,268,526.80	890.19		482.60	1,269,009.40
CUSIP # 4140185G2	0.200%	10/01/2015	9,186,285.90	4,596.61		459.25	9,186,745.15
CUSIP # 41422EEEE9	0.200%	11/01/2015	6,329,940.65	3,193.11		(70,860.90)	6,259,079.75
CUSIP # 313371NW2	0.310%	12/11/2015	5,069,600.00	3,939.46		(11,475.00)	5,058,125.00


**Clear Creek Independent School District
Investment Portfolio
First Quarter Report September 1, 2014 to November 30, 2014**


Security Symbol	% Yield	Maturity Date Or Final Pmt Date	Beginning Market Value	Accrued Interest/Amort/Accret	Additions and Withdrawals	Market Value Changes	Ending Market Value
2013 Bond Continued							
CUSIP # 503462PV9	0.300%	02/15/2016	2,032,012.00	1,525.86		(23,484.00)	2,008,528.00
CUSIP # 6459186N8	0.810%	06/15/2016	9,981,200.00	20,407.25		58,400.00	10,017,600.00
CUSIP # 34074GDF8	0.520%	07/01/2016	-	3,007.50	6,285,354.75	(34,251.60)	6,251,103.15
CUSIP # 34074GDF8	0.560%	07/01/2016	-	199.22	2,124,633.00	(9,030.00)	2,115,603.00
CUSIP # 3130A34L5	0.750%	11/18/2016	-	2,581.86	5,025,650.00	(16,665.00)	5,008,985.00
CUSIP # 3133EDC42	0.700%	12/19/2016	4,994,710.00	8,750.00		5,785.00	5,000,495.00
Lone Star Pool	0.120%	Liquid	52,882,198.62	15,278.97	134,487.00		53,031,964.59
Texas Class Investment Pool	0.100%	Liquid	122,360,624.28	24,819.98	(41,262,348.00)		81,123,096.26
Subtotal 2013 Bond			236,915,485.25	103,821.34	(20,003,680.75)	(109,297.15)	216,842,606.30
Capital Replacement							
CUSIP # 31315PXE4	0.300%	11/03/2014	2,500,782.50	1,291.67	(2,500,000.00)		-
CUSIP # 5217684F5	0.400%	02/15/2015	253,232.50	253.25		(1,782.50)	251,450.00
CUSIP # 613681P58	0.260%	03/01/2015	1,869,167.70	1,215.74		(17,157.25)	1,852,010.45
CUSIP # 4423484G0	0.400%	07/01/2015	2,596,725.00	2,616.24		(27,475.00)	2,569,250.00
CUSIP # 116079FE9	0.300%	08/15/2015	845,469.50	486.46		1,131.00	846,600.50
CUSIP # 528828M78	0.340%	08/15/2015	518,265.00	440.42		(4,730.00)	513,535.00
CUSIP # 3135G0SB0	0.325%	12/21/2015	5,006,100.00	4,067.35		390.00	5,006,490.00
CUSIP # 833714Q84	0.530%	08/15/2015	1,707,896.70	2,253.26		427.50	1,708,324.20
CUSIP # 70922PAB8	0.230%	12/01/2015	-	2,997.31	11,725,574.30	(4,918.20)	11,720,656.10
CUSIP # 041826E53	0.380%	02/15/2016	750,180.00	715.34		1,695.00	751,875.00
CUSIP # 388625BY0	0.300%	02/15/2016	1,021,900.00	769.14		(4,820.00)	1,017,080.00
CUSIP # 366168JT0	0.300%	03/01/2016	1,758,492.40	1,319.06		(7,889.00)	1,750,603.40
CUSIP # 59261EAB5	0.350%	07/01/2016	-	1,954.78	5,019,550.00	(15,150.00)	5,004,400.00
CUSIP # 199795HV0	0.400%	08/01/2016	603,882.25	604.66		(4,105.50)	599,776.75
CUSIP # 521841BQ8	0.420%	08/15/2016	991,860.00	1,041.09		(1,660.00)	990,200.00
CUSIP # 3133XDZ20	1.464%	11/27/2015	268,109.76	770.24		(20,070.67)	248,039.09
CUSIP # 38374KRD7	0.831%	01/20/2016	202,271.78	189.81	(202,123.42)		-
CUSIP # 414005RJ9	0.610%	10/01/2016	2,089,520.00	3,206.84		(10,960.00)	2,078,560.00
Lone Star Pool	0.120%	Liquid	8,746,906.13	2,175.19	(4,354,968.00)		4,394,113.32
Texas Class Investment Pool	0.100%	Liquid	11,514,679.17	1,187.77	(10,225,753.00)		1,290,113.94
TEXPOOL	0.031%	Liquid	6,904.47	0.67			6,905.14
Texas Term Daily	0.060%	Liquid	17,853.30	2.59			17,855.89
Subtotal Capital Replacement			43,070,198.16	29,558.88	(537,720.12)	(117,074.62)	42,417,838.78
Victory Lakes TIRZ							
Lone Star Pool	0.120%	Liquid	2,963,237.34	858.71	11,053.00		2,975,149.05
TEXPOOL	0.031%	Liquid	9,907.85	0.91			9,908.76
Subtotal Victory Lakes TIRZ			2,973,145.19	859.62	11,053.00	-	2,985,057.81
Construction Funds Total							
			287,224,051.91	135,670.27	(20,592,754.00)	(226,371.77)	266,449,750.50
Debt Service Funds							
CUSIP # 799017BV9	0.350%	09/01/2014	500,000.00	-	(500,000.00)		-
CUSIP # 511648JZ1	0.300%	11/15/2014	1,009,170.00	631.91	(1,000,000.00)		-
CUSIP # 234685KJ3	0.250%	02/15/2015	1,604,079.20	1,003.99		(13,098.20)	1,590,981.00
CUSIP # 5643853J9	0.350%	02/15/2015	458,077.50	401.20		(4,437.00)	453,640.50
Lone Star Pool	0.120%	Liquid	401,316.09	115.91			401,432.00
Texas Class Investment Pool	0.100%	Liquid	846.53	0.12			846.65
TEXPOOL	0.031%	Liquid	371.75	-			371.75
Wells Checking	0.140%	Liquid	6,553,498.29	2,575.04	2,843,976.77		9,400,048.10
Totals			10,527,357.36	4,728.17	1,343,976.77	(17,535.20)	11,847,320.00
District Cafeteria Funds							
Lone Star Pool	0.120%	Liquid	2,788,510.18	805.45			2,789,315.63
Texas Class Investment Pool	0.100%	Liquid	72,526.43	17.29			72,543.72
TEXPOOL	0.031%	Liquid	386.85	-			386.85
Wells Checking	0.140%	Liquid	2,833,054.89	970.99	449,416.15		3,283,442.03
Totals			5,694,478.35	1,793.73	449,416.15	-	6,145,688.23


**Clear Creek Independent School District
Investment Portfolio
First Quarter Report September 1, 2014 to November 30, 2014**

Security Symbol	% Yield	Maturity Date Or Final Pmt Date	Beginning Market Value	Accrued Interest/Amort/Accret	Additions and Withdrawals	Market Value Changes	Ending Market Value
Activity Funds							
Lone Star Pool	0.120%	Liquid	2,280,615.19	658.74			2,281,273.93
Texas Class Investment Pool	0.100%	Liquid	274,763.66	65.36			274,829.02
TEXPOOL	0.031%	Liquid	614.53	-			614.53
Wells Checking	0.140%	Liquid	1,902,812.79	874.79	1,008,661.21	-	2,912,348.79
Totals			4,458,806.17	1,598.89	1,008,661.21	-	5,469,066.27
Health Insurance Fund							
Lone Star Pool	0.120%	Liquid	208,392.34	60.19			208,452.53
TEXPOOL	0.031%	Liquid	100,405.69	7.38			100,413.07
Totals			308,798.03	67.57	-	-	308,865.60
Workers' Compensation Fund							
Lone Star Pool	0.120%	Liquid	151,464.84	43.76			151,508.60
TEXPOOL	0.031%	Liquid	256.08	-			256.08
Totals			151,720.92	43.76	-	-	151,764.68
Property Insurance Fund							
Texas Class Investment Pool	0.100%	Liquid	2,681,393.36	636.01			2,682,029.37
TEXPOOL	0.031%	Liquid	5,224.48	0.10			5,224.58
Totals			2,686,617.84	636.11	-	-	2,687,253.95
Grand Totals			388,240,344.53	193,828.82	2,864,501.77	(518,118.92)	390,625,910.32

This report is prepared according to the District Investment Policy and complies with the requirements. In accordance with Government Code 2256.005(b), investment ratings were reviewed to determine that the ratings remained satisfactory.


 Jeffrey Kohlenberg, CPA, RTSBA
 Director of Finance


 Paul McLarty, RSBA, RTSBA
 Chief Financial Officer


 Nancy Burge, CPA, RTSBA
 2nd Investment Officer

Benchmarks:

3 Mo. Treasury Bill	0.015%
6 Mo. Treasury Bill	0.071%
Federal Funds Rate	0.100%
Jumbo CD Rate	0.200%

Clear Creek Independent School District
Statement of Book Value and Market Value
First Quarter Report September 1, 2014 to November 30, 2014

	Beginning Value		Ending Value	
	Book	Market	Book	Market
General Fund				
CUSIP # 645791TJ3	845,000	845,000	-	-
CUSIP # 46640QJF9	7,999,070	7,999,359	-	-
CUSIP # 414004D40	1,104,372	1,103,993	-	-
CUSIP # 845040JD7	1,945,548	1,945,525	-	-
CUSIP # 546282EM2	401,229	400,692	-	-
CUSIP # 20775NCF5	1,531,319	1,531,506	-	-
CUSIP # 22532CLJ1	4,995,682	4,997,930	-	-
CUSIP # 646080ND9	1,263,927	1,267,950	1,250,000	1,250,000
CUSIP # 649902NP4	1,519,649	1,518,690	1,502,645	1,502,610
CUSIP # 387883QJ3	504,493	504,660	501,123	501,190
CUSIP # 83365SN25	4,994,046	4,995,870	4,998,449	4,999,334
CUSIP # 208418TZ6	2,274,019	2,272,165	2,258,094	2,257,168
CUSIP # 232760MY1	1,022,749	1,022,970	1,010,264	1,010,500
CUSIP # 280785RV0	1,788,496	1,787,762	1,781,089	1,780,715
CUSIP # 349515DS2	1,225,876	1,226,280	1,211,675	1,211,964
CUSIP # 366155XD6	1,036,934	1,041,015	1,024,897	1,025,140
CUSIP # 5643853D2	1,021,609	1,021,860	1,009,750	1,009,990
CUSIP # 727199QZ7	2,043,126	2,043,720	2,019,459	2,019,980
CUSIP # 932493EN5	1,945,005	1,942,564	1,936,770	1,935,636
CUSIP # 090874HR2	5,064,629	5,064,600	5,029,161	5,029,650
CUSIP # 382604H41	2,032,702	2,032,420	2,024,127	2,022,680
CUSIP # 442331WV2	1,700,471	1,699,085	1,697,435	1,697,034
CUSIP # 13063A5C4	-	-	7,692,384	7,626,600
CUSIP # 54811GSZ4	5,165	5,167	5,107	5,108
CUSIP # 54811GTP5	1,027,927	1,028,114	1,016,269	1,016,383
CUSIP # 91412GUS2	9,692,547	9,690,928	9,692,764	9,683,657
CUSIP # 649905QS8	1,854,982	1,854,894	1,843,000	1,843,060
CUSIP # 882874EU0	1,329,627	1,330,212	1,320,746	1,321,177
CUSIP # 8987967B7	872,888	870,986	870,524	869,100
CUSIP # 64966CTM3	-	-	4,699,638	4,692,520
CUSIP # 70922PAB8	-	-	4,006,358	4,003,640
CUSIP # 8648552L4	-	-	1,586,013	1,581,721
Pool - Lone Star	9,110	9,110	9,113	9,113
Pool - Texas Class	2,075	2,075	109,272	109,272
Pool - TEXPOOL	1,571	1,571	1,571	1,571
Texas Term Daily	163	163	163	163
Money Market - Wells Fargo	1,239	1,239	1,239	1,239
Wells Checking	14,128,439	14,128,439	35,548,286	35,548,286
General Fund Total	77,186,684	77,188,514	97,667,386	97,666,201
Construction Fund				
CUSIP # 13063A5C4 - 2013 Bond	-	-	7,743,666	7,677,444
CUSIP # 4424354R1 - 2013 Bond	15,005,229	14,989,650	15,003,379	14,992,050
CUSIP # 6591546D5 - 2013 Bond	7,824,867	7,840,737	7,831,713	7,842,778
CUSIP # 882723EV7 - 2013 Bond	1,271,277	1,268,527	1,270,929	1,269,009
CUSIP # 4140185G2 - 2013 Bond	9,189,956	9,186,286	9,188,812	9,186,745
CUSIP # 41422EEE9 - 2013 Bond	6,330,136	6,329,941	6,258,392	6,259,080
CUSIP # 313371NW2 - 2013 Bond	5,067,840	5,069,600	5,054,592	5,058,125
CUSIP # 503462PV9 - 2013 Bond	2,029,592	2,032,012	2,007,368	2,008,528
CUSIP # 6459186N8 - 2013 Bond	10,050,605	9,961,200	10,043,612	10,017,600
CUSIP # 34074GDF8 - 2013 Bond	-	-	6,307,155	6,251,103
CUSIP # 34074GDF8 - 2013 Bond	-	-	2,135,281	2,115,603
CUSIP # 3130A34L5 - 2013 Bond	-	-	5,024,378	5,008,985
CUSIP # 3133EDC42 - 2013 Bond	5,000,000	4,994,710	5,000,000	5,000,495
CUSIP # 31315PXE4 - Capital Replacement	2,500,000	2,500,782	-	-
CUSIP # 5217684F5 - Capital Replacement	252,955	253,232	251,333	251,450
CUSIP # 613681P58 - Capital Replacement	1,869,267	1,869,168	1,852,133	1,852,011
CUSIP # 4423484G0 - Capital Replacement	2,595,561	2,596,725	2,566,927	2,569,250
CUSIP # 116079FE9 - Capital Replacement	648,139	645,470	648,625	646,601
CUSIP # 528828M78 - Capital Replacement	517,443	518,265	512,883	513,535
CUSIP # 3135G0SB0 - Capital Replacement	5,003,248	5,006,100	5,002,628	5,006,490
CUSIP # 833714Q84 - Capital Replacement	1,701,371	1,707,897	1,703,625	1,708,324
CUSIP # 70922PAB8 - Capital Replacement	-	-	11,727,889	11,720,656
CUSIP # 041826E53 - Capital Replacement	752,509	750,180	752,078	751,875
CUSIP # 388625BY0 - Capital Replacement	1,024,670	1,021,900	1,020,439	1,017,080
CUSIP # 366168JT0 - Capital Replacement	1,758,598	1,758,492	1,751,342	1,750,603
CUSIP # 59261EAB5	-	-	5,023,687	5,004,400
CUSIP # 199795HV0 - Capital Replacement	603,515	603,882	599,807	599,777
CUSIP # 521841BQ8 - Capital Replacement	991,827	991,860	992,868	990,200
CUSIP # 3133XDZ20 - Capital Replacement	267,848	268,110	248,321	248,039

Clear Creek Independent School District
Statement of Book Value and Market Value
First Quarter Report September 1, 2014 to November 30, 2014

	Beginning Value		Ending Value	
	Book	Market	Book	Market
Construction Fund Continued				
CUSIP # 38374KRD7 - Capital Replacement	202,123	202,272	-	-
CUSIP # 414005RJ9 - Capital Replacement	2,098,789	2,089,520	2,086,996	2,078,560
Pool - Lone Star 2007 Bond	3,232,356	3,232,356	3,181,112	3,181,112
Pool - Lone Star 2013 Bond	52,882,199	52,882,199	53,031,965	53,031,965
Pool - Lone Star Capital Replacement	8,746,906	8,746,906	4,394,113	4,394,113
Pool - Lone Star Victory Lakes TIRZ	2,963,237	2,963,237	2,975,149	2,975,149
Pool - Texas Class 2007 Bond	186,138	186,138	186,182	186,182
Pool - Texas Class 2013 Bond	122,360,624	122,360,624	81,123,096	81,123,096
Pool - Texas Class Capital Replacement	11,514,679	11,514,679	1,290,114	1,290,114
Pool - TEXPOOL 2007 Bond	53,725	53,725	46,778	46,778
Pool - TEXPOOL Capital Replacement	6,904	6,904	6,905	6,905
Pool - TEXPOOL Victory Lakes TIRZ	9,908	9,908	9,909	9,909
Pool - Texas Term Daily 2007 Bond	62,128	62,128	62,137	62,137
Pool - Texas Term Daily Capital Replacement Fund	17,853	17,853	17,856	17,856
Wells Checking	730,877	730,877	728,038	728,038
Construction Fund Total	287,324,899	287,224,062	266,664,212	266,449,750
Debt Service Fund				
CUSIP # 799017BV9	500,000	500,000	-	-
CUSIP # 511648JZ1	1,009,646	1,009,170	-	-
CUSIP # 234685KJ3	1,603,362	1,604,079	1,590,541	1,590,981
CUSIP # 5643853J9	457,725	458,078	453,485	453,640
Pool - Lone Star	401,316	401,316	401,432	401,432
Pool - Texas Class	847	847	847	847
Pool - TEXPOOL	372	372	372	372
Wells Checking	6,553,496	6,553,496	9,400,048	9,400,048
Debt Service Fund Total	10,526,764	10,527,368	11,846,725	11,847,320
District Cafeteria Fund				
Pool - Lone Star	2,788,510	2,788,510	2,789,315	2,789,315
Pool - Texas Class	72,526	72,526	72,544	72,544
Pool - TEXPOOL	387	387	387	387
Wells Checking	2,833,055	2,833,055	3,283,442	3,283,442
District Cafeteria Fund Total	5,694,478	5,694,478	6,145,688	6,145,688
Activity Fund				
Pool - Lone Star	2,280,615	2,280,615	2,281,274	2,281,274
Pool - Texas Class	274,763	274,763	274,829	274,829
Pool - TEXPOOL	615	615	615	615
Wells Checking	1,902,813	1,902,813	2,912,348	2,912,348
Activity Fund Total	4,458,806	4,458,806	5,469,066	5,469,066
Health Insurance Fund				
Pool - Lone Star	208,392	208,392	208,453	208,453
Pool - TEXPOOL	100,406	100,406	100,413	100,413
Health Insurance Fund Total	308,798	308,798	308,866	308,866
Workers' Compensation Fund				
Pool - Lone Star	151,465	151,465	151,509	151,509
Pool - TEXPOOL	256	256	256	256
Workers' Compensation Fund Total	151,721	151,721	151,765	151,765
Property Insurance Fund				
Pool - Texas Class	2,681,394	2,681,394	2,682,029	2,682,029
Pool - TEXPOOL	5,224	5,224	5,225	5,225
Property Insurance Fund Total	2,686,618	2,686,618	2,687,254	2,687,254
Grand Total	388,337,768	388,240,345	390,930,961	390,625,910